



C.A.T.H.

Key Facts 2008/9

For the year April 2008 to March 2009

✦ CATH project services were **used 30,074** times by **677** people, **351** of whom were **homeless** at the start of support and **380** of whom were at **risk of homelessness**.

✦ **20%** of people were supported by than one project.

✦ We achieved **12,175 positive outcomes**, 18 for every individual we supported

✦ We helped **475** people to **keep their home**, providing 131 with intense support and helped **335** people to **find a home** (sometimes more than once!)

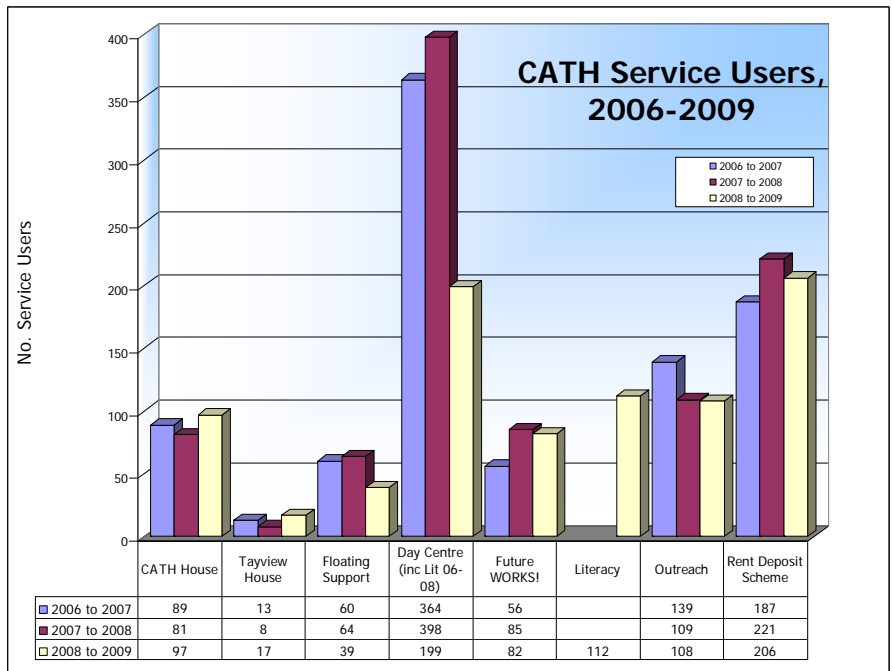
✦ **37** people found work, entered volunteering or full time education. We provided **780 opportunities for increasing skills** and **42 recognised qualifications** were achieved.

✦ We supported our service users in achieving a further **1,069 personal success milestones**, including improved living conditions, involvement in community events and achieving qualifications (over 250 more than last year's 827 successes).

✦ **261** people took part in community and promotional events, raising awareness of homelessness, healthy living and positive choices.


✦ **Each CATH client** received an average of **140 hours support from 50 staff**, each of whom helped an average of 14 clients

✦ **Since 2006** CATH has provided over **75,000 instances of support** and achieved over **30,000 positive outcomes**.



*To all our clients, staff and supporters...
Well done and thank you.*

CATH is still working together to end homelessness.

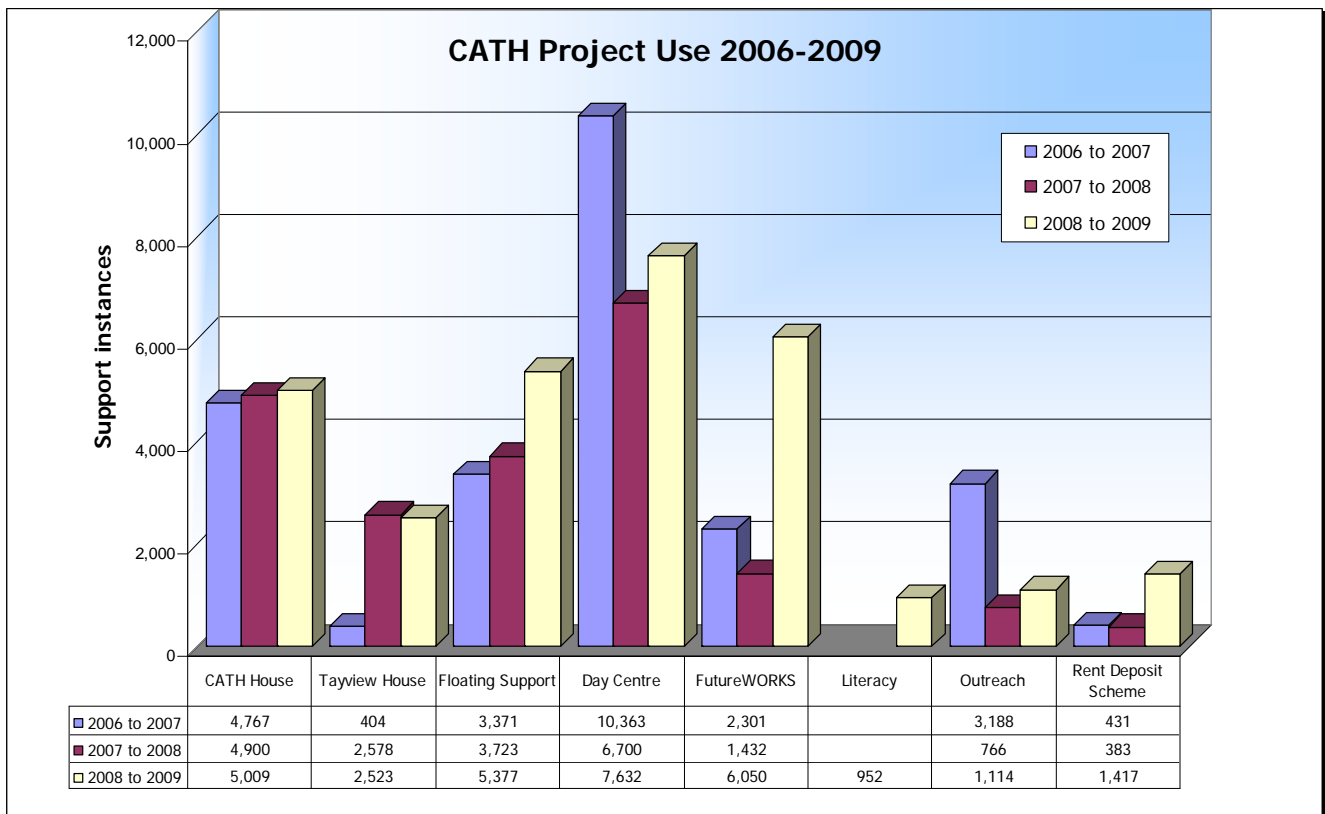



C.A.T.H.

Key Facts 2008/9

Project Totals

	No. Service Users	SU Multi project use	Avg Age	NFA at start	NFA at Mar 09?	AT RISK 08-09	Dece'd	Prison	Kept Home	Found Home	TOTAL project use
2008-2009											
CATH House	97	28	37	95	77	94	1	4	2	17	5,009
Tayview House	17	7	47	9	4	12	2	1	8	5	2,523
Floating Support	39	5	49	5	1	38			31	5	5,377
Day Centre	199	51	35	102	88	149	2	1	70	17	7,632
FutureWORKS!	82	10	29	8	1	77			74	6	6,050
Literacy (FW)	112	7				112			112		952
Outreach	108	13	39	57	29	73	7	6	40	28	1,114
Rent Deposit Scheme	206	10	32	152	3	42		1	7	18	1417
TOTAL 08-09	860	131	34	428	203	597	12	13	344	96	30,074






C.A.T.H.

Key Facts 2008/9

Project Outcomes

	TOTAL	Found Home/ Accm	Kept home/ Accm	Found work (inc Vol'y)	Increased skills & quals	Advice Hrs	Referral	Other SU achiev't	Other project achiev't
Outcome Classification									
Accommodation Projects:									
CATH House									
Move on to alternative accom.	100	100							
S/U referred to New Futures	87						87		
S/U using Day Centre facilities	90						90		
S/U accomodated at Tayview House	2	2							
S/U referred to Central Health Care.	98						98		
Tayview House									
S/U moved into TVH Self Contained Flats	9	9							
Avg No S/U with unmonitored access to and from project	2							2	
S/U assistance to maximise benefits/income	23								23
Average no. of S/U maintaining entry assessment or better	2							2	
Avg No S/U with better than RMS assessment in majority of areas	6							6	
S/U moved to other accommodation									
Floating Support									
Move to secure tenancy	3	3							
Planned, positive disengagement	10							10	
Improved living conditions as shown by MAT score	201							201	
Access to external support	11						11		
Access to employment, training, voluntary work	20			20					
Hrs of advice and advocacy to S.U.	4129					4129			
Number of people supported to maintain tenancy	39		39						



C.A.T.H.

Key Facts 2008/9

Project Outcomes continued...

	TOTAL	Found Home/ Accom	Kept home/ Accom	Found work (inc Vol'y)	Increased skills & quals	Advice Hrs	Referral	Other SU achiev't	Other project achiev't
Outcome Classification									
Community Projects:									
Day Centre									
No. positive groupwork incidents	370				370				
No. Referrals to appropriate support agencies	134						134		
No. Move on to secure tenancy	2	2							
Avg No. Young People engaged with Community Initiative per month	17				17				
No. Promotional Activities	158								158
Hours Advice & Advocacy given	1649					1649			
FutureWORKS!									
Completed agreed hours	33				33				
Involvement in Community Events	103							103	
Positive team working experiences	403							403	
Achieving Personal success	59							59	
No. gaining full qualification	3				3				
No. gaining part qualification									
No. entering education/training	10			10					
No. entering employment	6			6					
No. entering voluntary employment	1			1					
No. other positive outcomes	283							283	
Literacy									
No. completing programme	11				11				
No. achieving an entry level qualification	6				6				
No. entering employability programme at FutureWORKS!	9				9				
No. enhancing social, team building and communication skills	292				292				
ASDAN Level Up	30				30				
ASDAN Level 1	6				6				
LANTRA Bird of Prey Handling	3				3				

	TOTAL	Found Home/ Accom	Kept home/ Accom	Found work (inc Vol'y)	Increased skills & quals	Advice Hrs	Referral	Other SU achiev't	Other project achiev't
Outcome Classification									
Outreach									
Maintaining contact with rough sleepers	90					900 = contact x10			
Assisting in accessing accommodation	38	38							
Referral to other services (health, alcohol, drug)	166						166		
Maintaining tenancy with Outreach support	83		83						
No. weekly streetwork sessions	110								110
Rent Deposit Scheme									
Accessed private accommodation through RDS	42	42							
Accessed other accom with advice and assistance from RDS	16	16							
Remained in their own tenancy with advice and assistance from RDS	9		9						
Referred to other agencies Information, advice, advocacy supplied	71						71		
RDS assisted move from temp/supp accom to private tenancy	359					1436 =contact x4			
Families accessing private accom through RDS	16	16							
Rough sleepers accessing private accom through RDS	18	18							
Advice and information given to landlords	102					408 =contact x4			
Couples without children accessing private accom through RDS	2	2							
All Projects									
Kept Accommodation			344						
Found Accommodation		87							
TOTALS	9542	335	475	37	780	8522	657	1069	291



Outcomes 2006 to 2009

Positive Project Outcome

No. of individuals supported:
No of support instances (all projects):

	2006 to 2007	2007 to 2008	2008 to 2009	TOTAL
No. of individuals supported:	673	770	677	2,120
No of support instances (all projects):	24,825	20,482	30,074	75,381

Accommodation Projects:

CATH House

Move on to alternative accom.	100	110	100	310
S/U referred to New Futures	23	36	87	146
S/U using Day Centre facilities	280	120	90	490
S/U accomodated at Tayview House	8	2	2	12
S/U referred to Central Health Care.	19	96	98	213

Tayview House

S/U moved into TVH Self Contained Flats	8	1	9	18
Avg No S/U with unmonitored access to and from project	n/a	2	3	5
S/U assistance to maximise benefits/income	n/a	5	23	28
Average no. of S/U maintaining entry assessment or better	n/a	5	4	5
Avg No S/U with better than RMS assessment in majority of areas	n/a	5	6	6
S/U moved to other accommodation	2			2

Outcome classification

Found Home/ Accom	Kept home/ Accom	Found work (inc Vol'y)	Increased skills & quals	Advice Hrs	Referral	Other SU achiev't	Other project achiev't
310							
					146		
					490		
12							
					213		
18							
						5	
							28
						5	
						6	
2							

	2006 to 2007	2007 to 2008	2008 to 2009	TOTAL	Found Home/ Accomm	Kept home/ Accomm	Found work (inc Vol'y)	Increased skills & quals	Advice Hrs	Referral	Other SU achiev't	Other project achiev't
Floating Support												
Move to secure tenancy	8	20	3	31	31							
Planned, positive disengagement	12	12	10	34								34
Improved living conditions as shown by MAT score	147	223	201	571							571	
Access to external support	n/a	44	11	55						55		
Access to employment, training, voluntary work	n/a	63	20	83			83					
Hrs of advice and advocacy to S.U.	n/a	4,363	4,129	8,492					8,492			
Number of people supported to maintain tenancy	60	64	39	163		163						
Community Projects:												
Day Centre												
No. positive groupwork incidents	363	325	370	1,058				1,058				
No. Referrals to appropriate support agencies	173	542	134	849						849		
No. Move on to secure tenancy	32	49	2	83	83							
Avg No. Young People engaged with Community Initiative per month	25	21	17	21				21				
No. Promotional Activities	64	62	158	284								284
Hours Advice & Advocacy given	931	2,296	1,649	4,876					4,876			
FutureWORKS!												
Completed agreed hours	22	21	33	76				76				
Involvement in Community Events	18	61	103	182							182	
Positive team working experiences	122	259	403	784							784	
Personal successes achieved	183	164	59	406							406	
FutureWORKS! SLA:												
Participants gaining full qualification	n/a	n/a	3	3				3				
Participants gaining part qualification	n/a	n/a										
Participants entering education/training	n/a		10	10			10					
Participants entering employment	11	15	6	32			32					
Participants entering voluntary employment	8	33	1	42			42					
Positive outcomes for Participants			283	283							283	
FutureWORKS! Literacy												
Participants completing programme	n/a	n/a	11	11				11				
Participants achieving an entry level qualification	n/a	n/a	6	6				6				

	2006 to 2007	2007 to 2008	2008 to 2009	TOTAL	Found Home/ Accom	Kept home/ Accom	Found work (inc Vol'y)	Increased skills & quals	Advice Hrs	Referral	Other SU achiev't	Other project achiev't
Participants entering employability programme at FutureWORKS!	n/a	n/a	9	9				9				
Participants enhancing social, team building and communication skills	n/a	n/a	292	292				292				
ASDAN Level Up			30	30				30				
ASDAN Level 1	5		6	11				11				
LANTRA Bird of Prey Handling			3	3				3				
Outreach												
Maintaining contact with rough sleepers	139	94	90	323					3,230	= contact x10		
Assisting in accessing accommodation	74	139	38	251	251							
Referral to other services (health, alcohol, drug)	198	125	166	489						489		
Maintaining tenancy with Outreach support	n/a	n/a	83	83		83						
No. weekly streetwork sessions	98	101	110	309								309
Rent Deposit Scheme (ceased Feb 09)												
Accessed private accommodation through RDS	22	35	42	99	99							
Accessed other accom with RDS advice/assistance	6	22	16	44	44							
Remained in their own tenancy with RDS helps	3	7	9	19		19						
Referred to other agencies	50	117	71	238						238		
Information, advice, advocacy supplied	194	266	359	819				3,276	=contact x4			
RDS assisted move from temp/supp accom to private tenancy	n/a	12	16	28	28							
Families accessing private accom through RDS	n/a	8	18	26	26							
Rough sleepers accessing private accom through RDS	n/a	2		2	2							
Advice and information given to landlords	n/a	n/a	102	102				408	=contact x4			
Couples without children accessing private accom	n/a	n/a	2	2	2							
All Projects												
Kept Accommodation	427	419	475	1,321		1,321						
Found Accommodation	252	440	344	1,036	1,036							
TOTALS					1,944	1,586	167	1,520	20,282	2,480	2,241	655

TOTAL OUTCOMES: 30,875